



# Expanding CenteringPregnancy® to support healthy outcomes

**Exchange of Non-Traditional Interventions and Practices**



**MAHONING COUNTY  
PUBLIC HEALTH**  
PREVENT · PROMOTE · PROTECT



# Mahoning County, OH



# Demographics

- Population
  - 229,642
- Race
  - 16%-Black
  - 80%-White
  - 4%-Other
- Ethnicity
  - 6%-Hispanic/Latino
- Income (avg/household)
  - \$43,000
- Poverty  
18%



<https://www.census.gov/quickfacts/table/HSG445215/39099>

# Poverty

Category	Mahoning County	Ohio
Population in poverty in 2018	<b>18.1%</b>	15.4%
<125% FPL	23.0%	19.9%
<150% FPL	28.2%	24.3%
<200% FPL	38.5%	33.3%
Population in poverty in 2001	<b>12.7%</b>	10.3%

# Unemployment (April 2019)

Mahoning County	Ohio
<b>4.9</b>	3.3

(Source: Ohio Department of Job and Family Services, Office of Workforce Development, Bureau of Labor Market Information, 2019)

# Demographics-Youngstown

- Population
  - 65,000
- Race
  - 43%-Black
  - 50%-White
  - 7%-Other
- Ethnicity
  - 11%-Hispanic/Latino
- Income
  - \$26,000
- Poverty
  - 37%



<https://www.census.gov/quickfacts/table/HSG445215/3988000,39099>

# Outcomes

## Maternal Child Health

Across all live births 2013-2017

- 10-11% low birth weight
- 11-13% premature births

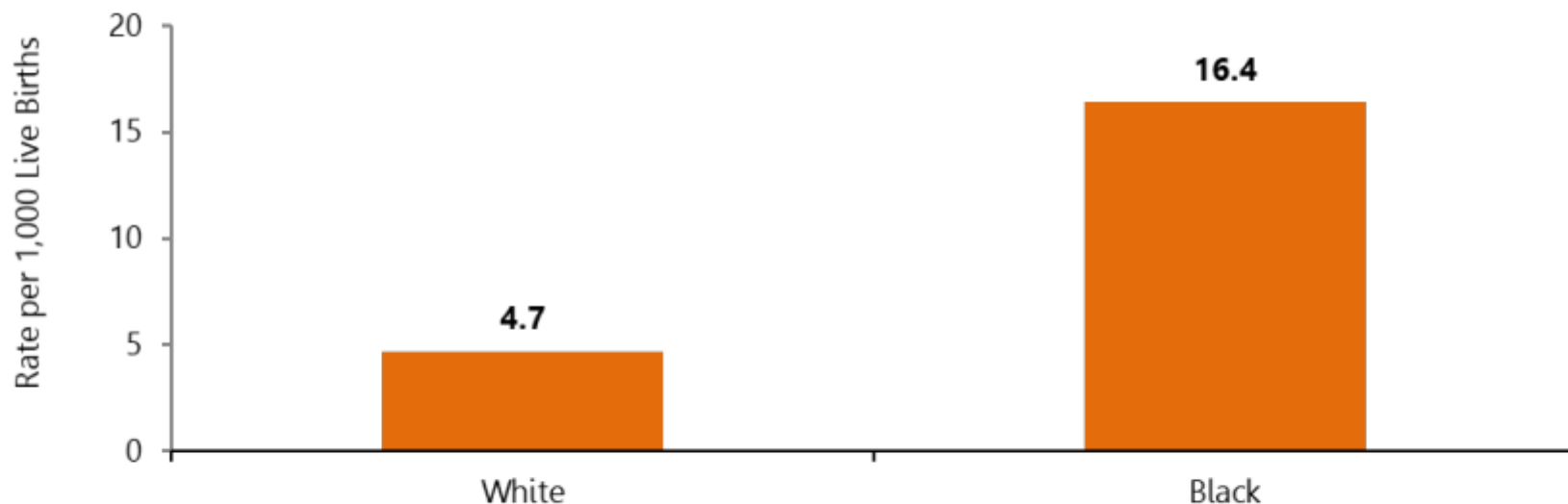
Across all live births by race 2013-2017

- % Low birth weight  
White 8% - African American 16%

# Outcomes

## Infant Mortality

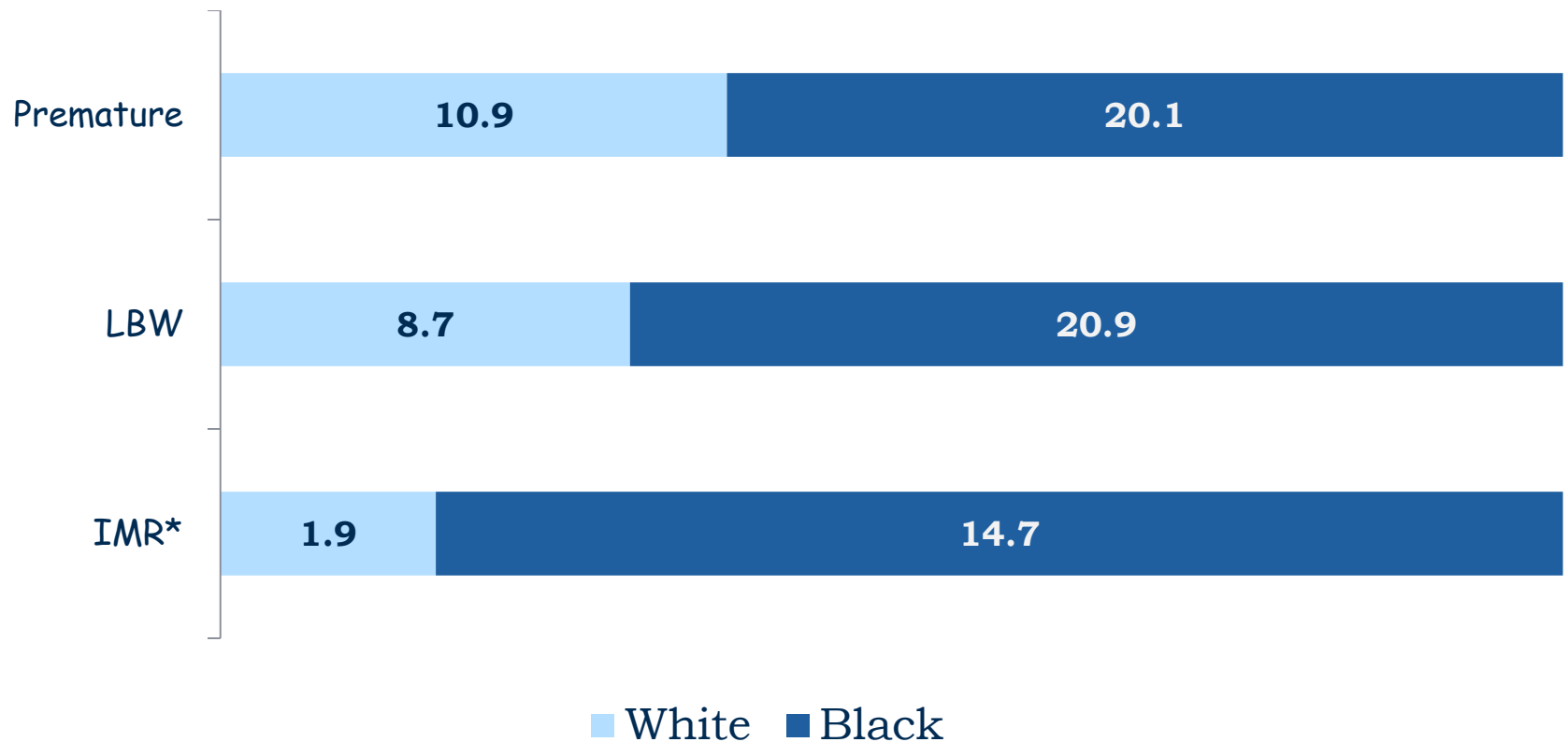
### 2013-2017 Mahoning County Infant Mortality Rates by Race\*



*(Sources for graph: 1) ODH, Ohio Public Health Data Warehouse, Mortality, Number of Infant Resident Deaths in Ohio Counties by Year, 2) ODH, Ohio Public Health Data Warehouse, Ohio Resident Live Births, Resident Live Births by County of Residence, updated 4/23/2019)*



# 2018\* – Disparity in Mahoning County Birth Outcomes



(Ohio Department of Health, 2017)



# Quality of life

- 29% overall life limited due to physical, mental or emotional problem (21% Ohio)
- 52% limited by same conditions when income <\$25,000
- 30% of African American sad/angry/frustrated by treatment due to race (9% overall)



# Thinking outside the box!

CenteringPregnancy®

# Group Prenatal Care



## Health Assessment

- Provider/patient involvement
- One on one time
- Self-care

## Interactive Learning

- Facilitated discussions
- Engaging activities
- Self-efficacy

## Community Building

- Support systems
- Stress reduction
- Relationship building

<https://www.centeringhealthcare.org/wh-at-we-do>

# Identified Needs

## Placed-based care

- Limited transportation
- Few providers in at-risk neighborhoods

## Chronic conditions

- FIMR recommendations
- Community assessment

# Location, Location, Location

*“There are many barriers for our area’s residents with being able to receive medical care in our community. One of the biggest is transportation as well as physical locations in our most high risk areas....*

*The southside of Youngstown is one of our area’s highest risk communities for infant mortality. This site allows better access for the women that we serve.”*

*Sara McNicholas, LSW*

*CenteringPregnancy® Coordinator*

*Mercy Health Youngstown Women’s Center*

# Finding Opportunities



Centering  
Pregnancy



SAVING LIVES. SERVING COMMUNITIES.



# Addressing Chronic Conditions

**Not included in traditional CP model!**

Chronic Illness Centering includes

Nutritionist

Exercise Physiologist

Tobacco Cessation

**The only one in the country!**

# Additional incentives



Post graduation support groups



Mobile dental van reservations for moms



Safety training and items



# Partnering with community agencies

## Community Health Workers



# Frontline public health workers

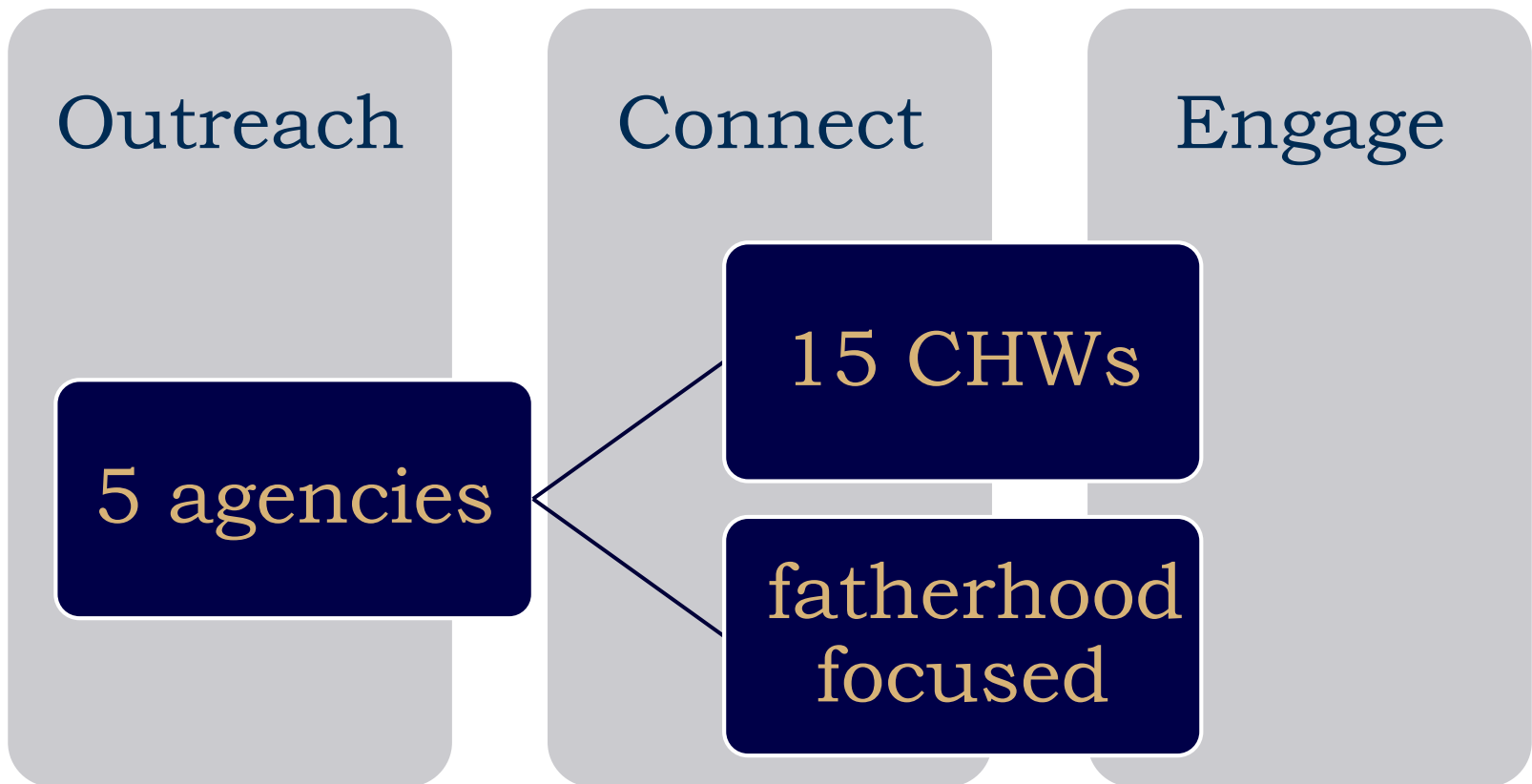
## CHWs

- advocate
- assist
- support
- certified



Ohio Revised Code 4723  
[codes.ohio.gov/orc/4723](http://codes.ohio.gov/orc/4723)

# CHW as care coordinators in Mahoning County!





Michelle Edison, MPH, MS  
Mahoning County Pathways  
HUB  
[medison@mahoninghealth.org](mailto:medison@mahoninghealth.org)